

Scaled data based on original data using  
LM-79-08 Approved Method: Electrical and Photometric Measurements of Solid-  
State Lighting Products

Test Report Prepared for  
Cooper Lighting Solutions  
(formerly Eaton)

Brand: STREETWORKS

Report Number: P320990

Luminaire Tested: **GAN-SA6A-750-U-AFL**

Issue Date: 3/3/2020

**Test Information**

Test Method: LM-79-08  
Report Number: P320990  
TEST IS SCALED FROM IESNA LM-79-08 TEST DATA (G2-1903-205-29)  
Test Lab: INNOVATION CENTER  
Issue Date: 3/3/2020  
Manufacturer: COOPER LIGHTING SOLUTIONS (FORMERLY EATON)  
Product Line: STREETWORKS  
Catalog Number: GAN-SA6A-750-U-AFL  
Description: GALLEON AREA AND ROADWAY LUMINAIRE  
(6) 70 CRI, 5000K, 615mA LIGHTSQUARES WITH 16 LEDS EACH AND AUTOMOTIVE  
FRONTLINE OPTICS  
Light Source: -  
Ballast/Driver: ELECTRONIC DRIVER

**Summary**

Lumens per Lamp: N/A  
Luminaire Lumens: 28594 lumens  
Efficiency: N/A  
Efficacy: 148.2 lumens/watt  
Luminous Opening: Rectangular (W 1.5' x L: 1' x H: 0')  
IES Classification: Type II - Short  
BUG Rating: B3 - U0 - G3

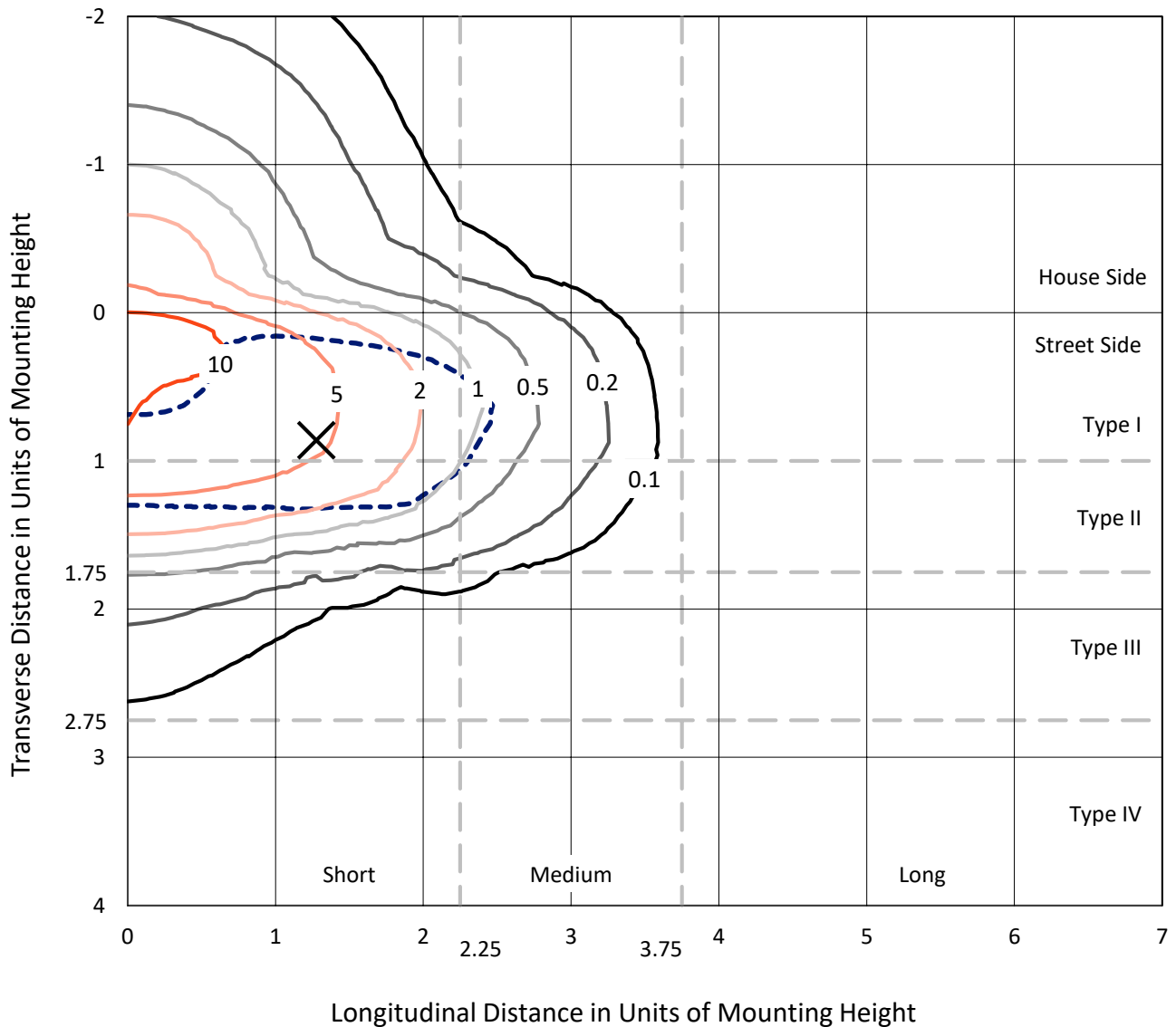
Input Watts (W): 193  
Input Voltage (V): NR  
Input Current (Ain): NR  
Voltage Rise (V): NR  
Power Factor: NR  
Total Harmonic Distortion (THDi): NR  
Frequency (hertz): 60  
Stabilization Time: NR  
Operation Time: NR  
Ambient Temperature (°C): NR  
Test Distance: 24 FT



REPORT NUMBER: P320990  
 CATALOG NUMBER: GAN-SA6A-750-U-AFL

### Iso-Footcandle Lines of Horizontal Illumination

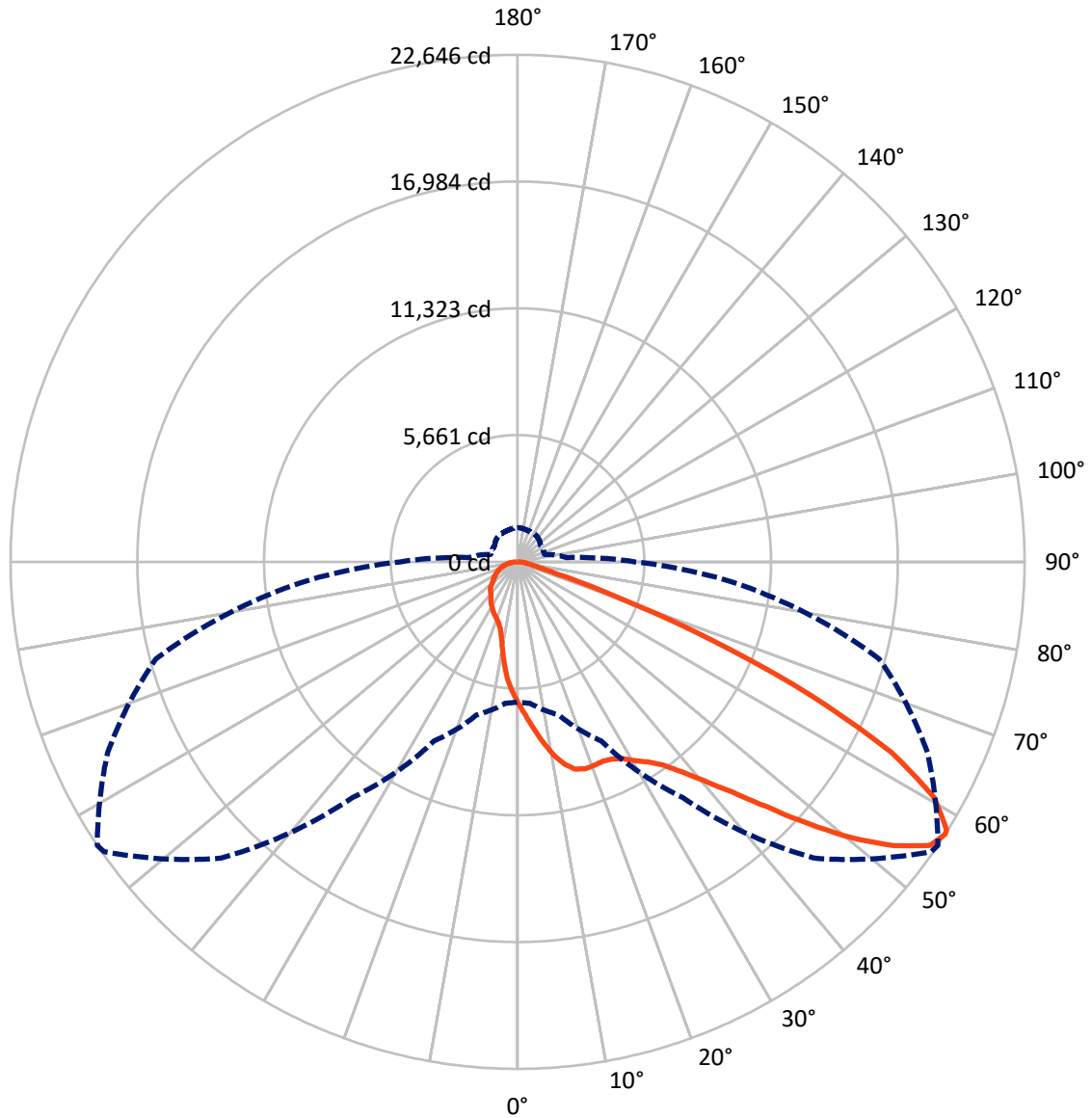
✕ Max cd  
 - - - 1/2 Max cd



Based on 25 foot mounting height. Maximum calculated value = 14.1 fc  
 Type II - Short - N/A

REPORT NUMBER: P320990  
CATALOG NUMBER: GAN-SA6A-750-U-AFL

### Luminous Intensity Polar Plot



— Vertical Plane Through 56-Deg Lateral      - - - Horizontal Cone Through 57-Deg Vertical

REPORT NUMBER: P320990  
 CATALOG NUMBER: GAN-SA6A-750-U-AFL

**FLUX DISTRIBUTION:**

		Downward	Upward	Total
<b>House Side</b>	Lumens	4929.0	0.0	4929.0
	% Fixture	17.2	0.0	17.2
<b>Street Side</b>	Lumens	23665.0	0.0	23665.0
	% Fixture	82.8	0.0	82.8
<b>Total</b>	Lumens	28594.0	0.0	28594.0
	% Fixture	100.0	0.0	100.0

**ZONAL LUMENS:**

Zone	Lumens	% Fixture
0°-10°	605.8	2.1
10°-20°	1712.8	6.0
20°-30°	2789.9	9.8
30°-40°	4170.6	14.6
40°-50°	6325.9	22.1
50°-60°	7090.2	24.8
60°-70°	4187.7	14.6
70°-80°	1372.1	4.8
80°-90°	339.0	1.2
90°-100°	0.0	0.0
100°-110°	0.0	0.0
110°-120°	0.0	0.0
120°-130°	0.0	0.0
130°-140°	0.0	0.0
140°-150°	0.0	0.0
150°-160°	0.0	0.0
160°-170°	0.0	0.0
170°-180°	0.0	0.0
0°-90°	28594.0	100.0
0°-180°	28594.0	100.0

**Coefficient of Utilization**

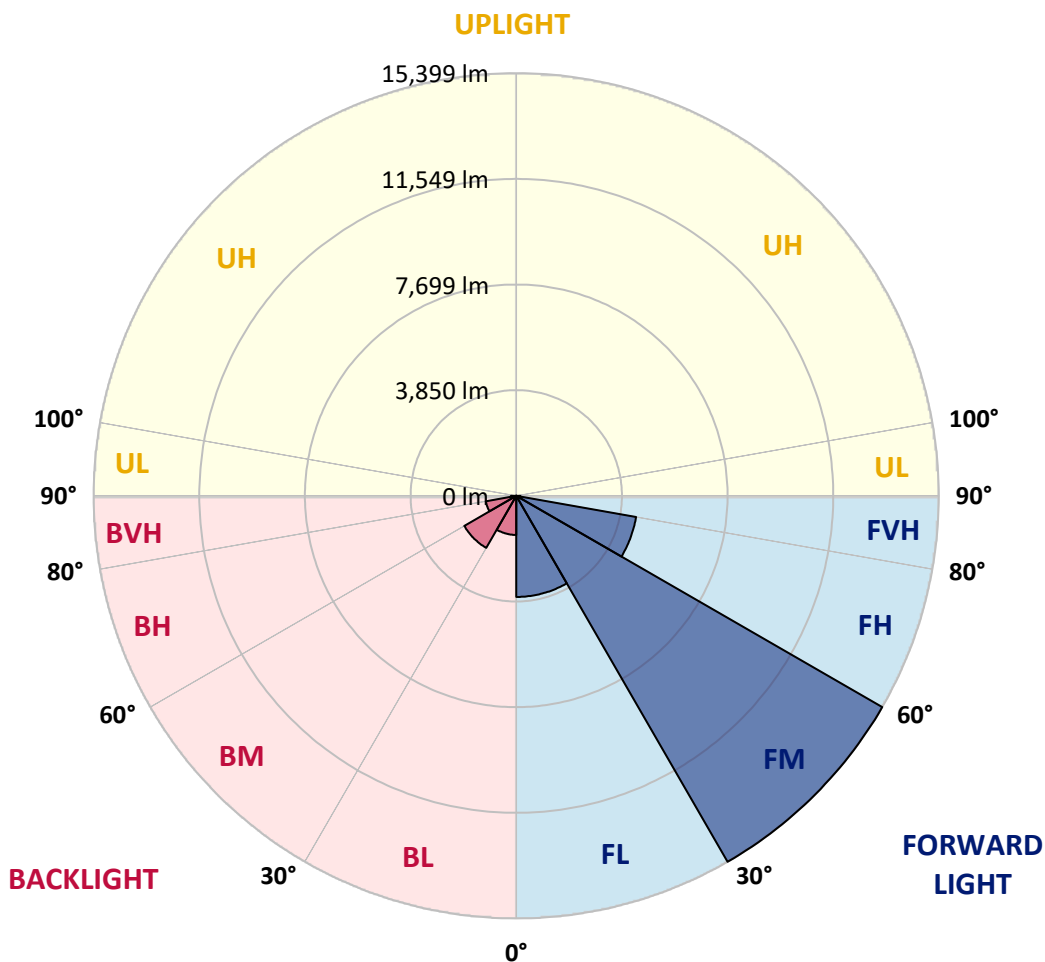


REPORT NUMBER: P320990  
 CATALOG NUMBER: GAN-SA6A-750-U-AFL

**LUMINAIRE CLASSIFICATION SYSTEM LUMEN TABLE AND BUG RATING:**

Zone	Lumens	% Fixture	Zone Rating/Lumen Limit		
			B	U	G
FL (0°-30°)	3683.3	12.9			
FM (30°-60°)	15398.8	53.9			
FH (60°-80°)	4433.6	15.5			G2/5000
FVH (80°-90°)	149.3	0.5			G2/225
BL (0°-30°)	1425.2	5.0	B3/2500		
BM (30°-60°)	2187.8	7.7	B2/2500		
BH (60°-80°)	1126.2	3.9	B3/2500		G3/2500
BVH (80°-90°)	189.7	0.7			G2/225
UL (90°-100°)	0.0	0.0		U0/0	
UH (100°-180°)	0.0	0.0		U0/0	

**BUG Rating: B3-U0-G3**  
 Type II Short





REPORT NUMBER: P320990

CATALOG NUMBER: GAN-SA6A-750-U-AFL

**CANDELA DISTRIBUTION (FULL):**

	0°	5°	15°	25°	35°	45°	55°	56°	65°	75°	85°
0°	6342.2	6342.2	6342.2	6342.2	6342.2	6342.2	6342.2	6342.2	6342.2	6342.2	6342.2
2.5°	7282.6	7349.4	7319.9	7217.7	7139.1	7028.1	6904.3	6866.9	6736.2	6589.8	6413.9
5°	8435.3	8401.9	8353.7	8194.5	8026.5	7830.9	7520.4	7471.3	7180.4	6849.2	6499.4
7.5°	9091.7	9088.7	9060.3	8966.9	8813.6	8558.1	8183.7	8125.7	7686.5	7153.9	6611.4
10°	8996.4	8989.5	9036.7	9134.0	9180.1	9127.1	8811.6	8753.7	8214.2	7490.9	6741.1
12.5°	8454.9	8458.9	8534.5	8738.9	9017.0	9351.1	9300.0	9271.5	8761.5	7872.2	6898.4
15°	8033.4	8042.2	8102.1	8280.0	8608.2	9214.5	9596.8	9606.6	9291.2	8292.8	7082.1
17.5°	7848.6	7867.3	7894.8	8019.6	8320.3	8942.3	9667.5	9720.6	9755.0	8729.1	7259.0
20°	7907.6	7925.3	7933.1	8012.7	8259.4	8777.2	9618.4	9713.7	10110.7	9139.8	7435.9
22.5°	8171.9	8182.7	8187.6	8208.3	8399.9	8824.4	9586.0	9686.2	10368.2	9508.3	7569.5
25°	8610.2	8602.3	8570.9	8544.3	8673.1	9011.1	9660.7	9756.0	10577.5	9842.5	7657.0
27.5°	9134.9	9125.1	9064.2	8991.5	9065.2	9302.0	9875.9	9951.5	10765.2	10154.9	7701.2
30°	9764.8	9739.3	9624.3	9537.8	9566.3	9738.3	10230.6	10299.4	11055.1	10509.7	7744.5
32.5°	10493.0	10465.5	10299.4	10155.9	10155.9	10299.4	10596.2	10653.2	11300.7	10910.6	7814.2
35°	11404.9	11370.5	11154.3	10913.6	10845.8	10918.5	11094.4	11134.7	11742.9	11415.7	7941.0
37.5°	12480.0	12433.8	12153.7	11831.4	11683.0	11679.1	11805.8	11888.4	12449.5	12079.0	8156.2
40°	13557.9	13525.5	13280.8	13027.3	12736.4	12643.1	12838.6	12864.2	13373.2	12902.5	8431.3
42.5°	14391.3	14385.4	14340.2	14373.6	14075.8	13887.1	14040.4	14061.1	14501.3	13793.8	8724.2
45°	14831.5	14841.3	15060.5	15545.9	15656.0	15518.4	15594.0	15599.9	15790.6	14692.9	8992.4
47.5°	14478.7	14529.8	15084.0	16169.9	17071.0	17527.9	17402.2	17474.9	17040.5	15465.3	9202.7
50°	13104.0	13166.8	14110.2	15891.8	17731.4	19472.7	19406.8	19390.1	18048.8	16031.3	9316.7
52.5°	11401.0	11450.1	12228.4	14446.3	17246.9	20547.7	21152.0	21065.6	18945.0	16454.9	9338.3
55°	8807.7	8884.4	9630.2	11561.2	15287.5	20136.9	22435.4	22357.8	19761.6	16677.0	9312.8
57°	6261.6	6342.2	7083.1	8823.4	12860.2	18715.0	22563.2	22645.7	20202.8	16714.3	9341.3
57.5°	5587.5	5670.0	6404.1	8094.3	12103.6	18201.1	22453.1	22590.7	20282.4	16708.4	9357.0
60°	2813.4	2844.8	3312.6	4518.3	7651.1	14714.6	21017.4	21372.2	20354.1	16419.5	9424.8
62.5°	1749.2	1726.6	1711.8	2081.3	3722.4	9757.9	18054.7	18737.6	18981.3	15719.8	9260.7
65°	1537.9	1495.6	1333.5	1304.0	1644.0	4739.4	13596.3	14446.3	16048.0	14617.3	8869.6
67.5°	1444.5	1403.3	1220.5	1110.4	1111.4	1878.9	8441.2	9398.3	12501.6	12753.1	7946.9
70°	1348.2	1310.9	1139.9	1010.2	946.3	1040.7	3883.5	4609.7	8149.3	10024.3	6641.9
72.5°	1224.4	1198.9	1036.7	903.1	835.3	779.3	1486.8	1756.0	4717.8	6732.3	4612.7
75°	1094.7	1071.1	932.6	804.8	722.3	613.2	837.2	902.1	2396.7	3444.3	2271.0
77.5°	952.2	938.5	829.4	711.5	645.6	508.0	592.6	624.0	1027.9	1477.0	1138.9
80°	757.6	784.2	725.2	633.8	572.9	406.8	419.6	440.2	598.4	721.3	646.6
82.5°	493.3	539.5	568.0	514.9	471.7	320.4	301.7	310.5	390.1	440.2	281.0
85°	205.4	230.9	373.4	337.1	313.5	233.9	202.4	206.4	241.7	250.6	115.0
87.5°	91.4	97.3	164.1	154.3	132.7	80.6	86.5	94.3	128.7	121.9	44.2
90°	0.0	0.0	0.0	0.0	0.0	0.0	0.0	0.0	0.0	0.0	0.0



REPORT NUMBER: P320990  
 CATALOG NUMBER: GAN-SA6A-750-U-AFL

**CANDELA DISTRIBUTION (continued):**

	90°	95°	105°	115°	125°	135°	145°	155°	165°	175°	180°
0°	6342.2	6342.2	6342.2	6342.2	6342.2	6342.2	6342.2	6342.2	6342.2	6342.2	6342.2
2.5°	6348.1	6265.5	6124.0	5967.8	5840.0	5737.8	5634.7	5563.9	5481.4	5437.1	5414.5
5°	6353.0	6190.8	5893.1	5587.5	5314.3	5064.7	4826.9	4644.1	4473.1	4380.8	4355.2
7.5°	6373.6	6129.9	5648.4	5145.3	4659.8	4216.7	3874.7	3660.5	3506.2	3437.4	3417.7
10°	6390.3	6058.2	5345.7	4600.9	3940.5	3491.4	3226.1	3106.2	3053.2	3044.3	3035.5
12.5°	6429.6	5984.5	5027.4	4032.9	3381.4	3070.9	2978.5	2970.6	2985.4	3007.0	3007.0
15°	6491.5	5911.8	4663.8	3545.5	3025.7	2916.6	2935.2	2978.5	3018.8	3052.2	3057.1
17.5°	6536.7	5822.3	4272.7	3155.4	2836.0	2865.5	2932.3	2993.2	3034.5	3066.9	3069.9
20°	6569.2	5683.8	3855.0	2857.6	2726.9	2818.3	2901.8	2955.9	2984.4	3016.8	3021.7
22.5°	6552.5	5498.1	3484.6	2644.4	2638.5	2749.5	2829.1	2894.0	2872.4	2840.9	2861.5
25°	6471.9	5242.6	3103.3	2485.2	2545.1	2657.1	2755.4	2712.2	2639.5	2625.7	2633.6
27.5°	6328.4	4916.3	2750.5	2337.8	2437.0	2571.7	2565.8	2522.5	2497.0	2479.3	2490.1
30°	6174.1	4562.6	2441.9	2209.1	2317.1	2428.2	2405.6	2404.6	2379.1	2350.6	2364.3
32.5°	6021.8	4206.8	2197.3	2102.9	2226.7	2241.5	2290.6	2305.4	2255.2	2195.3	2191.4
35°	5889.2	3870.8	2011.5	2006.6	2117.7	2119.6	2191.4	2170.7	2045.9	1984.0	1984.0
37.5°	5789.9	3535.7	1870.0	1920.1	1974.2	2025.3	2061.6	1976.2	1955.5	1921.1	1920.1
40°	5746.7	3240.9	1781.6	1854.3	1873.0	1937.8	1844.5	1877.9	1887.7	1870.0	1870.0
42.5°	5701.5	2984.4	1704.9	1804.2	1801.2	1792.4	1745.2	1788.5	1827.8	1828.8	1825.8
45°	5656.3	2763.3	1637.1	1697.1	1738.3	1643.0	1651.9	1698.1	1753.1	1772.7	1772.7
47.5°	5606.2	2588.4	1575.2	1584.1	1647.9	1584.1	1577.2	1612.6	1677.4	1708.9	1715.7
50°	5496.1	2431.1	1504.5	1484.8	1502.5	1524.1	1530.0	1546.7	1618.5	1668.6	1680.4
52.5°	5343.8	2290.6	1414.1	1393.4	1393.4	1475.0	1502.5	1507.4	1568.3	1628.3	1640.1
55°	5217.0	2201.2	1320.7	1316.8	1312.9	1422.9	1470.1	1477.9	1520.2	1567.4	1573.3
57°	5225.9	2194.3	1249.0	1252.9	1251.9	1369.8	1439.6	1456.3	1477.9	1518.2	1525.1
57.5°	5230.8	2199.2	1233.3	1235.2	1234.2	1355.1	1430.8	1449.4	1466.1	1508.4	1515.3
60°	5304.5	2212.0	1169.4	1147.8	1152.7	1276.5	1380.7	1404.2	1415.0	1471.1	1479.9
62.5°	5195.4	2155.0	1118.3	1066.2	1066.2	1193.9	1310.9	1348.2	1364.9	1440.6	1455.3
65°	4879.0	1994.8	1058.3	973.8	983.7	1111.4	1227.4	1288.3	1313.8	1408.2	1423.9
67.5°	4390.6	1809.1	994.5	891.3	901.1	1024.9	1140.9	1206.7	1247.0	1372.8	1385.6
70°	3754.8	1582.1	908.0	803.8	815.6	930.6	1038.7	1113.4	1173.3	1339.4	1343.3
72.5°	2768.2	1297.1	787.1	707.5	720.3	820.5	935.5	1022.0	1102.6	1255.9	1253.9
75°	1646.0	1014.1	653.5	610.2	619.1	712.4	842.2	947.3	1068.2	1223.4	1242.1
77.5°	998.4	763.5	532.6	511.0	521.8	617.1	775.3	887.4	1053.4	1153.7	1147.8
80°	603.4	545.4	425.5	411.7	422.5	527.7	717.4	842.2	920.8	985.6	985.6
82.5°	315.4	333.1	312.5	301.7	316.4	428.4	652.5	735.0	813.7	698.7	652.5
85°	128.7	173.9	189.7	188.7	197.5	296.8	563.1	628.9	524.7	498.2	510.0
87.5°	43.2	73.7	92.4	79.6	83.5	186.7	390.1	303.6	360.6	251.6	238.8
90°	0.0	0.0	0.0	0.0	0.0	0.0	0.0	0.0	0.0	0.0	0.0

(END OF REPORT)